



Financial review

Thierry Lemonnier, Chief Financial Officer

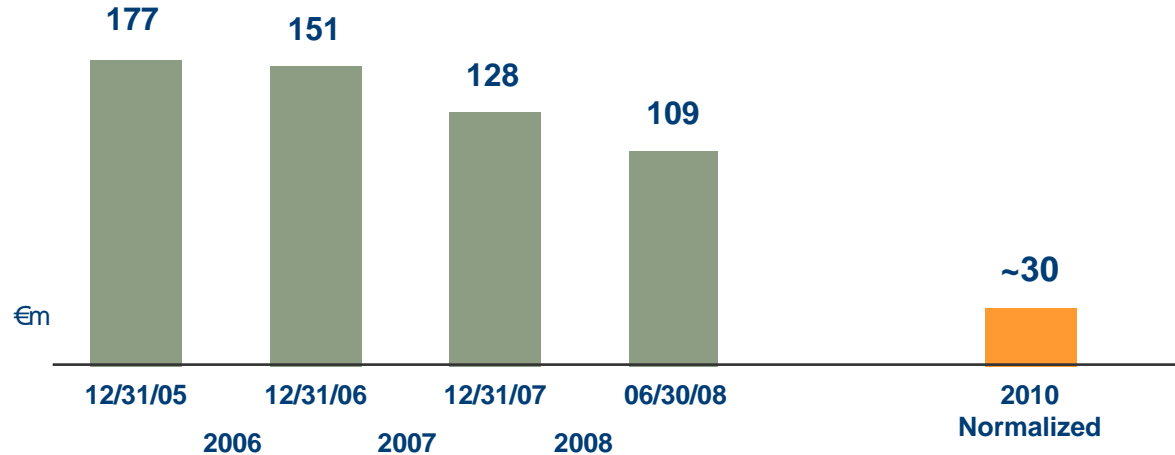
 September 23rd, 2008

Focus on cash flow generation

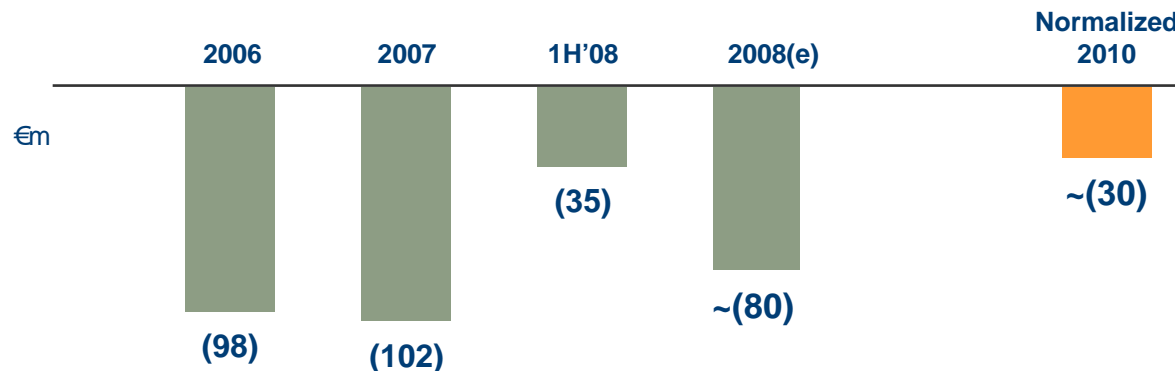
- ❖ **Strong performance in 1H'08**
- ❖ **Significant fixed cost saving program**
- ❖ **Capex program to support productivity and growth projects**
- ❖ **Focus on cash flow generation**
 - Tax situation
 - Working capital optimization
- ❖ **Maintain a solid balance sheet**
 - Strict allocation of cash
 - Financial flexibility

Significant fixed cost savings program

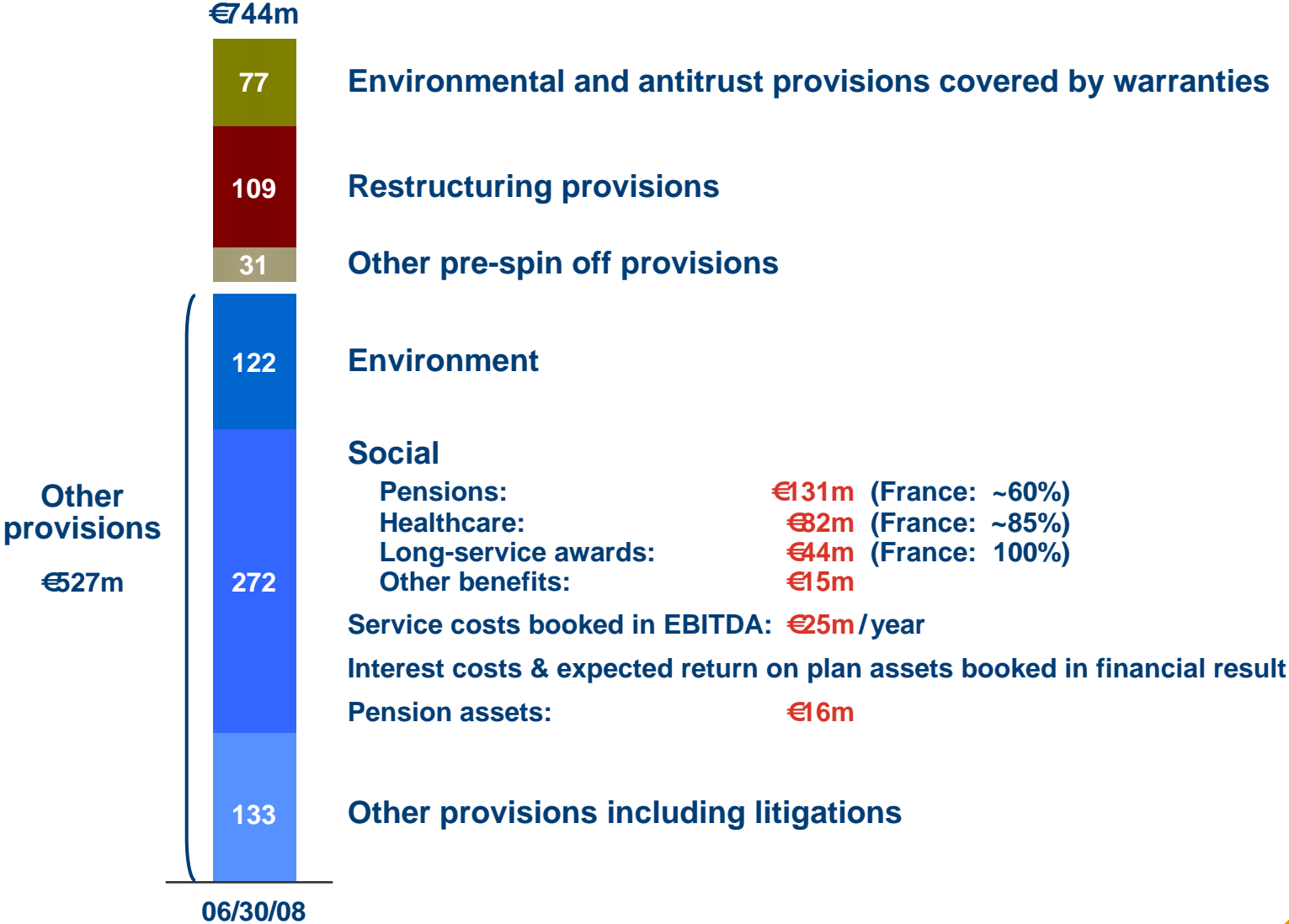
Restructuring provisions in line with cost savings program



~€80 to €100m cash outflows related to restructuring program

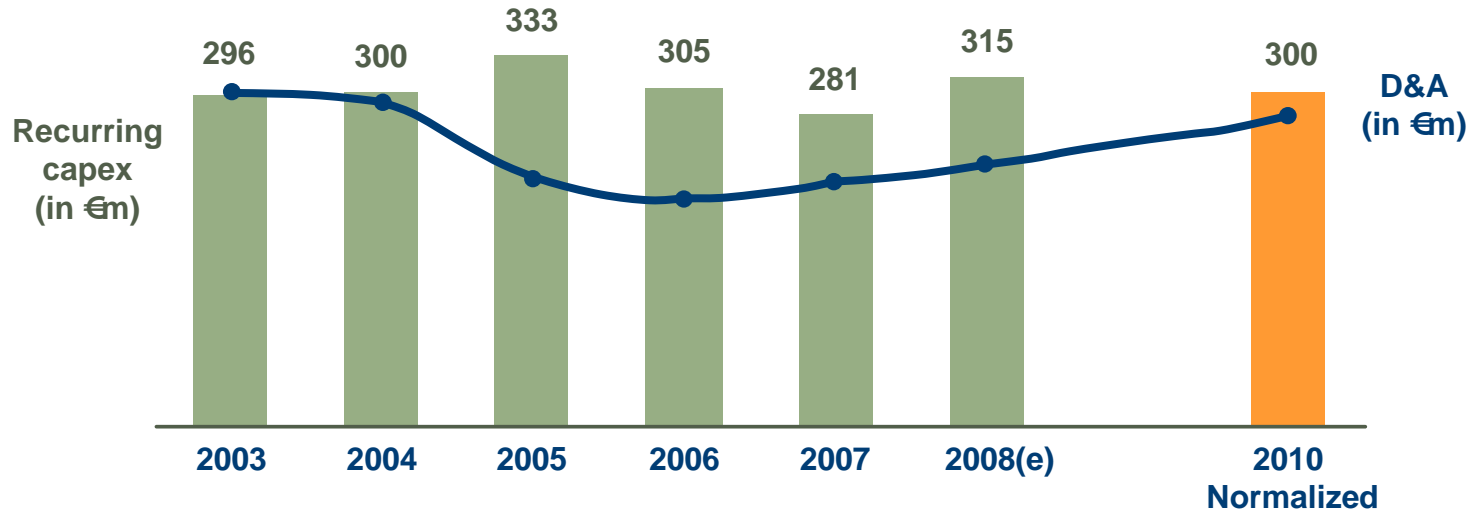


Around €500m recurring provisions



Investing for future growth

❖ Sustained capex program



❖ Recurring capex of ~€300m/year on average of which

- ~50% dedicated to development projects (growth and site optimizations)
- >€50m/year allocated to Asian projects

❖ Increasing D&A over the years

- 2005 decrease in D&A due to booked write-offs
- Matching capex level after 2010

Tax

€m	2006	2007	1H'08
REBIT	200	293	197
Non-recurring & cost of debt	(101)	(82)	(21)
Net income of continuing operations before tax	99	211	176
Tax at 33 1/3%	(33)	(70)	(59)
Income tax	(59)	(104)	(43)
Income tax rate on REBIT	29.5%	35.5%	21.8%
Difference	26	34	(16)

■ Main differences

- High level of restructuring charges in France but no recognition of deferred tax assets
- Withholding tax on dividends from group subsidiaries
- Benefit from French tax group

■ Guidance of 30% of recurring operating income

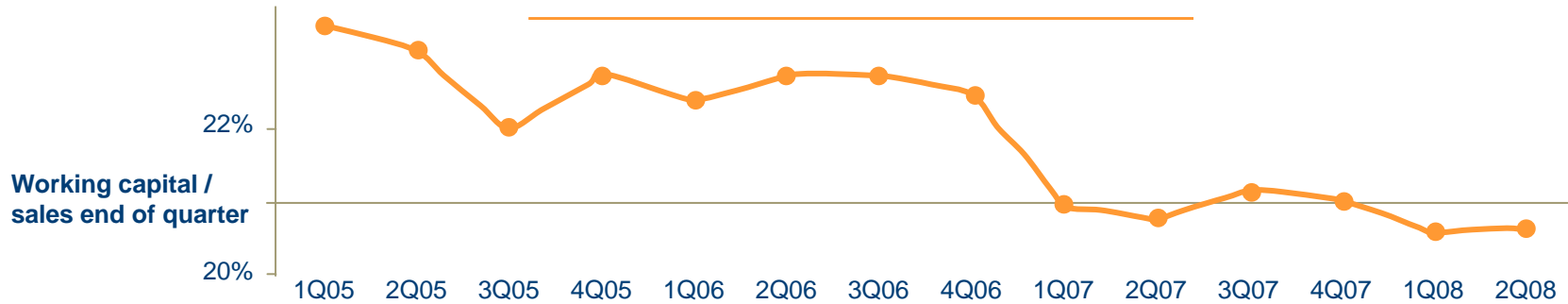
- Guidance kept unchanged

■ ~€350m unrecognized tax assets end of 2007

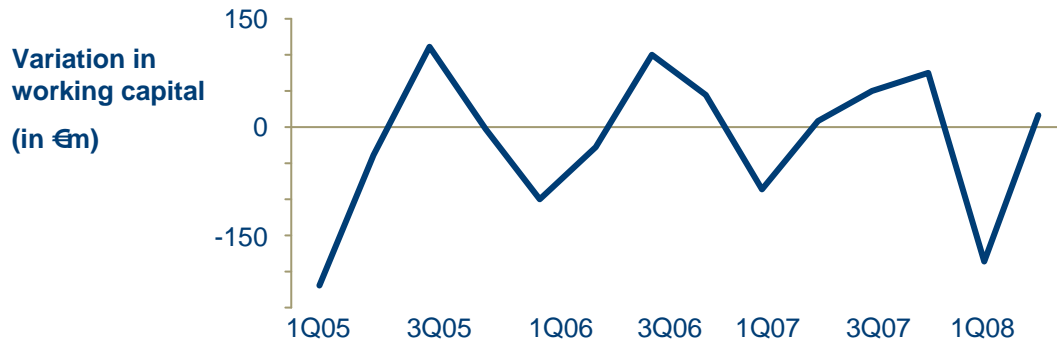
- Tax loss carry-forwards €199m
- Valuation allowance of tax assets €157m

Reducing working capital

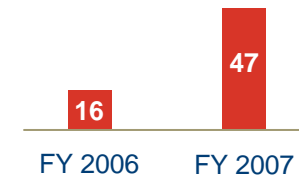
Decrease of working capital / sales ratio



Seasonality of working capital



+€63m cash in 2006-2007



despite increase of selling prices

18% working capital on sales ratio in 2010

Maintaining a strong balance sheet

€m

Financial net debt end 2005*	35
Non-recurring pre-spin off items	580
Initial proforma net debt end 2005	615
Recurring cash flow from operations	~+2,500
Recurring capex	~(1,500)
Restructurings post spin off	~(300)
M&A	~(800)
Others	~(100)
Cash flow before dividends	~(200)
Return to shareholders Amount of dividend at least maintained and possibly increase in line with Arkema's results**	
Net debt end 2010	~1,000

Financial flexibility

- €1.1bn credit line at 32.5 bp until 2013
- Covenant: (net debt/EBITDA)<3

2010 target: gearing around 40%

